



[cubicles.com](http://cubicles.com)

# MATERIAL

---


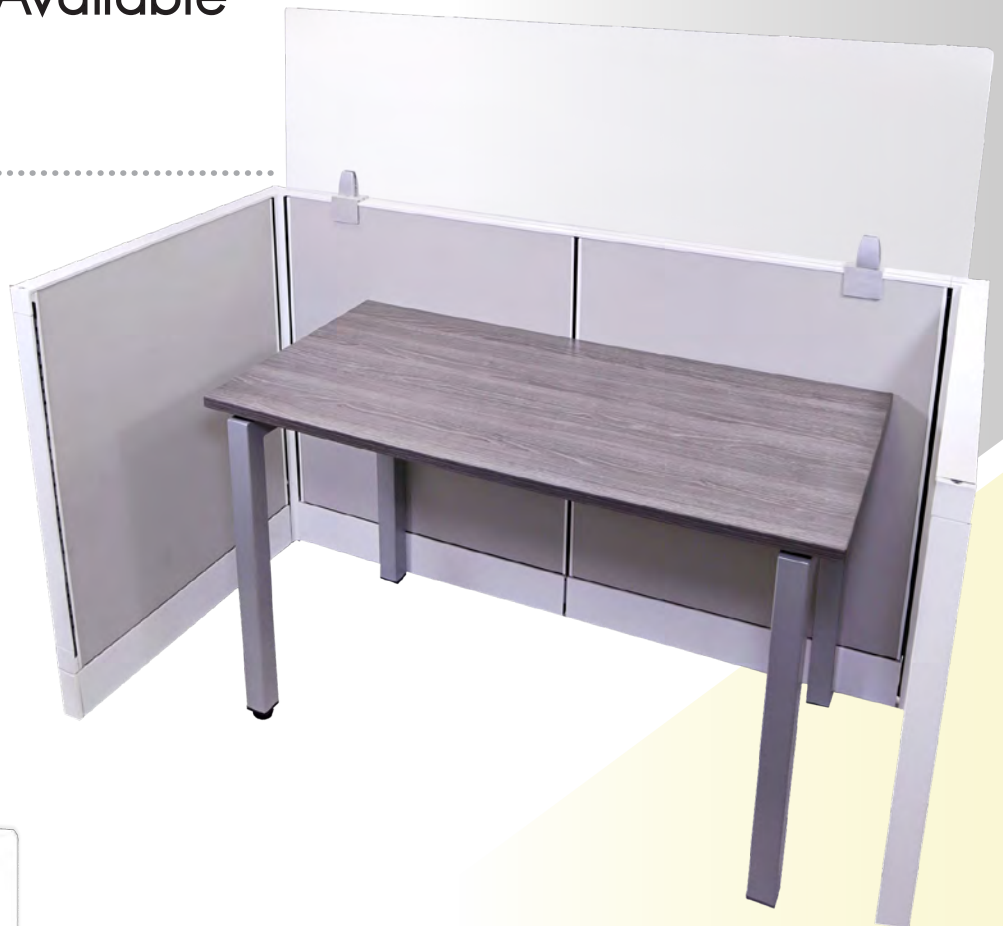
# GUIDE

# CLEAR ACRYLIC PANELS

- Anodized Aluminum Brackets
- Easy Installation, All Tools Provided
- Custom Sizing Available

STANDARD BRACKETS  
FIT CUBICLE WALLS  
1.5" - 2.5" WIDE

LARGE BRACKETS  
FIT CUBICLE WALLS  
2.5" - 3.75" WIDE



FREE STANDING  
CLEAR ACRYLIC  
PRIVACY PANEL  
2"W X 8"L FEET  
W/ NON-SLIP PADS

# FROSTED ACRYLIC PANELS

- Anodized Aluminum Brackets
- Easy Installation, All Tools Provided
- Custom Sizing Available

STANDARD BRACKETS  
FIT CUBICLE WALLS  
1.5" - 2.5" WIDE

LARGE BRACKETS  
FIT CUBICLE WALLS  
2.5" - 3.75" WIDE



FROSTED ACRYLIC  
SPLIT SCREENS  
FIT ON SURFACES  
1.5 - 2.5 INCHES



FREE STANDING  
FROSTED ACRYLIC  
PRIVACY PANEL  
2"W X 8"L FEET  
W/ NON-SLIP PADS



# PET PANELS

---

- Anodized Aluminum Brackets
- Easy Installation, All Tools Provided
- Custom Sizing Available

## STANDARD BRACKETS

FIT CUBICLE WALLS  
1.5" - 2.5" WIDE


LARGE BRACKETS  
FIT CUBICLE WALLS  
2.5" - 3.75" WIDE



PET MODESTY PANEL  
SCREWS DIRECTLY  
UNDER SURFACE



FREE STANDING PET  
PRIVACY PANEL  
2"W X 8"L FEET  
W/ NON-SLIP PADS



# ACOUSTIC PANELS

---

- Tackable Functionality
- Sound Absorption
- Numerous Fabric Options

ACOUSTIC  
DESK MOUNTED  
PANELS FIT SURFACES  
.75" - 2.5" THICK



STANDARD U-CHANNEL  
FITS CUBICLE WALLS  
1.5" - 2.5" WIDE

LARGE U-CHANNEL  
FITS CUBICLE WALLS  
2.5" - 3.75" WIDE

# WHITE POLYCARBONATE PANELS

- Fully Opaque
- Light Penetrable
- 1/2" Thick Twin Walled Polycarbonate

WHITE POLY  
DESK MOUNTED  
PANELS FIT SURFACES  
.75" - 2.5" THICK



STANDARD U-CHANNEL  
FITS CUBICLE WALLS  
1.5" - 2.5" WIDE

LARGE U-CHANNEL  
FITS CUBICLE WALLS  
2.5" - 3.75" WIDE



# TRANSLUCENT POLYCARBONATE PANELS

- Light Penetrable
- Best Material Choice for Size Options
- 1/2" Thick Twin Walled Polycarbonate

TRANSLUCENT POLY  
DESK MOUNTED  
PANELS FIT SURFACES  
.75" - 2.5" THICK



STANDARD U-CHANNEL  
FITS CUBICLE WALLS  
1.5" - 2.5" WIDE

LARGE U-CHANNEL  
FITS CUBICLE WALLS  
2.5" - 3.75" WIDE